



Implementation of cloud solutions by public administrations in the EU Member States (government cloud)

ITAPA Congres 2019

Andrea Sedláková

Directorate-General for Communications

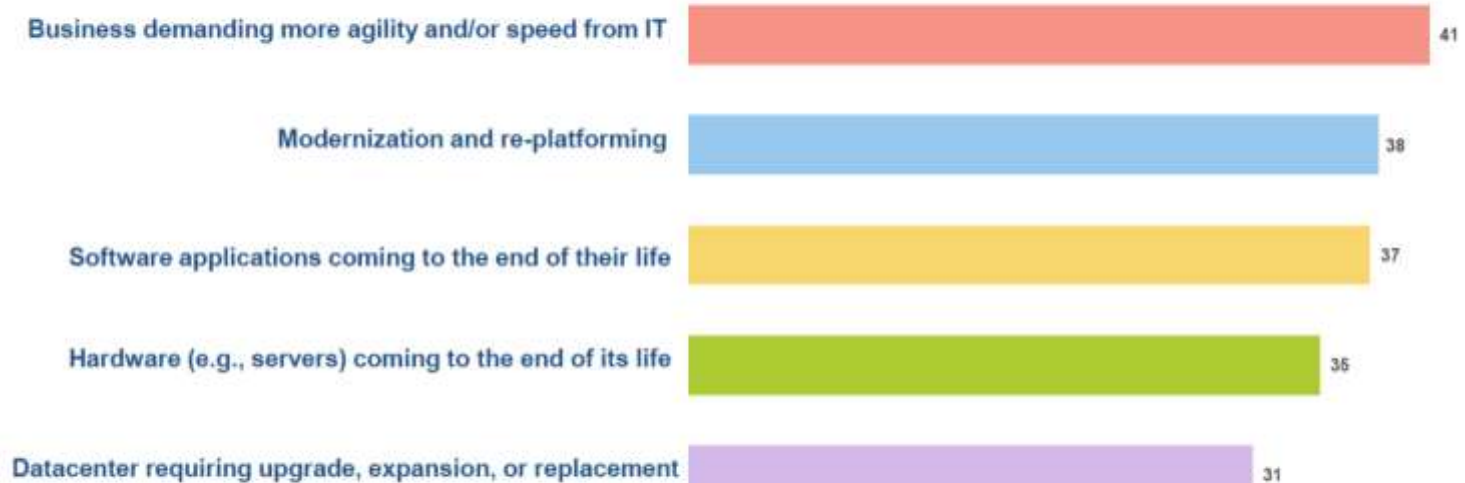
Networks, Content and Technology

Cloud & Software Unit

12 November 2019

Triggers for cloud uptake among public administrations

Triggers to use Cloud in Public Sector



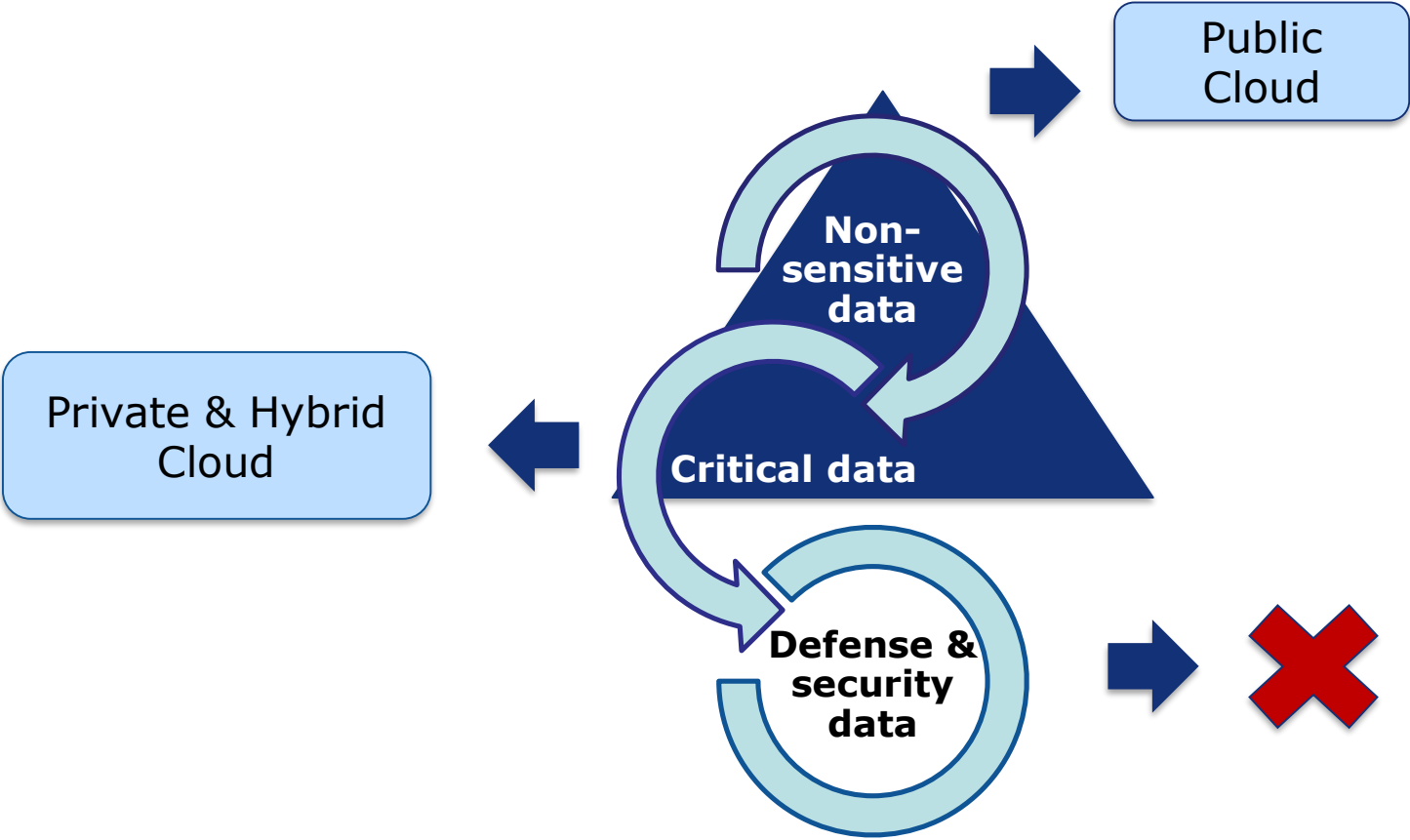
Source: IDC's European CloudView Survey, 2018, Public Sector N= 293

Private, public or hybrid cloud solution for public administration?

Private	Public	Hybrid
AUSTRIA	DENMARK	BELGIUM
CROATIA 🕒	SWEDEN	BULGARIA 🕒
GREECE 🕒	UK	CZECH REPUBLIC 🕒
HUNGARY		ESTONIA
LUXEMBOURG		FRANCE 🕒
POLAND 🕒		GERMANY 🕒
SLOVENIA		ITALY
SPAIN 🕒		NETHERLANDS
		MALTA
		SLOVAKIA

🕒 - cloud solution not yet fully implemented as intended by the Member State

Alternative cloud deployment modes



- Private cloud for all governmental critical data with high cyber-security potential risks
- Public cloud for non-critical data must be adopted
- Cloud deployment mix based on each governmental agency's needs

2018

*Cloud Nation
'hybrid mode'*



- The public sector has the obligation to consider cloud solutions before any other option for procuring new and existing services
- Public sector must first consider 'Software as a Service' models, for their enterprise IT and back office

2013

*Cloud First
'public mode'*



- Cloud services to be used by government wherever they promise the most cost-effective ICT solutions, greater flexibility, security and a reduced carbon footprint from ICT
- Set-up a marketplace and procurement framework for cloud services for the public sector (ongoing)

2015

*Cloud Computing
Strategy for
Norway*





Cloud First policy

- When procuring new or existing services, public sector organisations should consider and fully evaluate potential cloud solutions first before considering any other options
- For example: **United Kingdom, France, Ireland, Norway, Iceland**

The full benefits of the cloud for the public sector are not yet fully grasped

Cloud is **4** times less consumed than is the private sector's average

Missing savings of **20-50%** of ICT costs

3 SaaS applications used in average

EU investment is thus desirable to help unlocking the full cloud potential

H2020

- Piloting the federation of public & private cloud among public European administrations to enable the delivery of services of general interest

CEF2

- **Cross-border interconnections of cloud infrastructures** for public administrations across the EU
- Energy efficient data flows optimization

DEP

- **Foster cross-border cloud services use** among public administrations
- Support cloud uptake to provision better services of general interests



Deployment of a competitive, commercial and energy efficient federation of cross-border cloud services and infrastructures for public administrations

To ultimately deliver the following outcomes for the European economy:

1

A pan-European network of interconnected, interoperable and scalable cloud computing infrastructures of strategic importance for public administrations across the EU territory

2

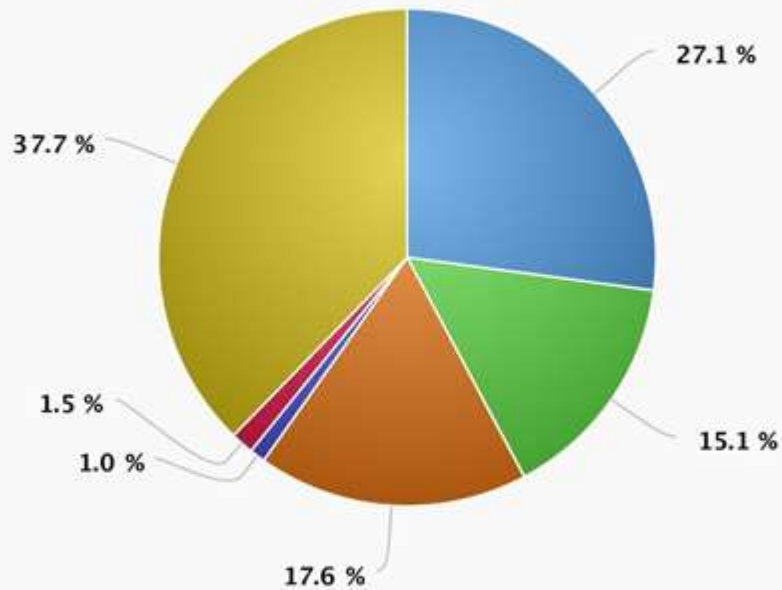
Data flows at higher speed which are energy efficient and based on optimised strategic cloud corridors to transport data

3

Raise cloud uptake among public sector users to realise the full economic and societal cloud opportunities in terms of public services delivery, internal operations needs and use of novel technologies

DEP survey – responses by public authorities

How important do you consider EU support for the deployment of a federation of pan-European Cloud Services?: Please evaluate



■ Important (54) ■ Moderately important (30) ■ No opinion (35)
■ Not at all important (2) ■ Not very important (3) ■ Very important (75)

Highcharts.com



European
Commission

Andrea Sedláková
Policy Assistant - Legal

EUROPEAN COMMISSION

Directorate-General for Communications Networks,
Content and Technology (DG CONNECT)
Unit E2 – Cloud and Software

andrea.sedlakova@ec.europa.eu

+32 2 298 98 76

ANNEX:

Cloud market in 2019:

72% global market share among 4 providers*

€193B in global public cloud revenues**

SaaS the most consumed service

Vast majority of **AI** workload run in the cloud

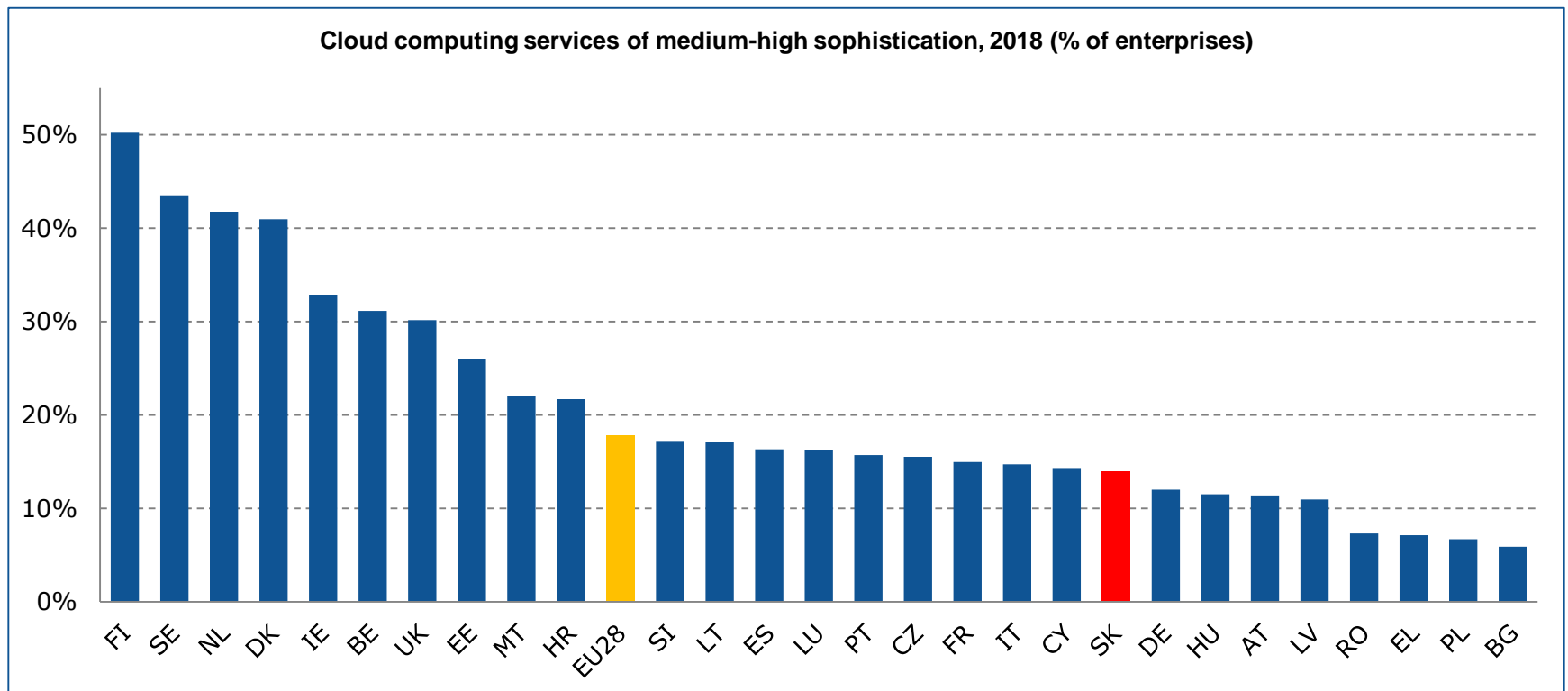
€200M EU investment over 2014-2020

* Q3 2019 - AWS, Microsoft, Google, Alibaba
([source](#): Synergy Research Group)

** [source](#): Gartner

ANNEX:

Cloud uptake among businesses in the individual EU Member States:



Source: The Digital Economy and Society Index (DESI)